



AMOS September 2021 Newsletter

Board Meeting Recap – 10am 9/7/2021 AMOS Field

Upcoming Club Business: *The Board discussed the following:*

Election of 2022 officers. *The President will appoint a nominating committee at the September General Meeting. Nominations have to be announced to the members at the October General Meeting. The vote for officers will take place at the November General Meeting. Additional nominations are permitted up to the time of the vote.*

2022 Budget: *The Budget committee will consist of the President, the Treasurer, the Field Marshall, and one or more additional members who the President will appoint at the September General Meeting. The Budget Committee will recommend a budget to the Board. The Board must pass a proposed budget to present to the members at the November General Meeting. The proposed budget must also be published in the November newsletter. The members will vote on the proposed budget at the January General Meeting.*

2022 Dues: *The Board will propose amounts for 2022 dues, and the members will vote on this at the November General Meeting.*

Ice for Training Day: *Doug reported that the training officer does not feel he can make it to the field on training days. Somebody has to bring ice for drink sales. Doug said he would do it.*

Bad Boyz RC Donation: *Dave L explained the Bad Boyz Rc had agreed to donate \$100 to Wounded Warrior Project, but gave it to us instead. The Board authorized the Treasurer to pass the \$100 on to Wounded Warrior Project.*

Officers' Reports

Membership – *The AMOS Club has 214 members according to Andrew.*

Past President John Sorenson: *Reported on the Electric Fun Fly and the Presidents Fun Fly and that we have two \$25 gift certificates left over.*

General Meeting Recap – 10am 9/18/2021 AMOS

Field 10am

New Business:

President Doug R reported that on his own initiative he had commemorative plaques made for Randy Allen and Bob Deathridge in appreciation of the generous training efforts. He also thanked Dave L for a phenomenal job on the Jet Rally and expressed appreciation for the fine work by the twenty-two volunteers.

Alcohol at the Field ? John S brought up for discussion the question whether alcohol should ever be provided at any event held at the field. He pointed out our duty under the Lease to follow all County ordinances and the importance of maintaining good relations with MRF and the County. Our field rules currently forbid alcohol consumption in the pits or while flying, but John proposed the rule might be expanded by a constitutional amendment clearly stating that the club will not sell or serve alcohol at events. John made a motion that he be authorized to draft a proposed amendment for consideration and a future vote. Discussion followed. Dave L was of the opinion that, assuming all required procedures are followed and permits obtained, including the consent of the landowner, that it would be desirable to serve alcohol at dinners held in connection with events. Doug R expressed the opinion that even if service of alcohol is permitted under certain circumstances, each instance should be approved in advance by the Board and the membership. John's motion was not seconded or voted upon, but it is suggested that John proceed to draft such proposed language so that it can be considered further.

Election Committee: Dave L and Andrew W volunteered to make calls, seek candidates for 2022 office.

Budget Committee: The Budget Committee will consist of Doug R, Dave L, Jody K, Mike Dunbar, and Owen O'Maley. The Budget Committee must present its recommendations for the 2022 Budget to the Board at the November Board Meeting.

Jet Event Report: Dave L reported as follows: The event was a huge success highly praised by the participants. He intentionally under-priced food and entrance fees to attract new participants from all over the state and country. The shortfall is entirely out of his pocket. Next year he expects the event to about break even, and after that to turn a profit.

October Meetings: Board, Tues Oct. 5 at AMOS Field. 2PM- General Meeting – time to be set

Board Reports:

- **Treasurer Jody Kahan:** As of August 31 the club had about \$43,000 cash on hand of which about \$13,000 is set aside for possible field relocation and about \$30,000 is operating cash. No more than \$10,000 of the operating cash will be spent this year leaving an expected \$20,000 in surplus.

- **Membership Andrew Wilkins: 220 total members**
 - **Field Marshall Dave Long: Projects completed in the past month:**
 - New 2X4 walkway edging**
 - Walk way fence**
 - Sheet metal table tops in Gazebo**
 - Alarm systems**
 - Holes in petromat from the old A frames patched**
 - Spread AB in parking areas**
 - Safety fence netting**
 - Sun shades hung**
 - Painted the helipad**
- Projects to be completed:**
- New parking bumpers will be installed**
 - New pole, windsock, and weather station will be installed.**

• **Past President John Sorenson: John said he needs a chase boat available before he can schedule the Camp Far West float fly. Andrew Smith volunteered to make his boat available. John will begin setting up the event.**

Last Event at the AMOS Field for 2021

AMOS Giant scale event October 16 and 17th

Bring any Big plane 30cc or bigger for gas but all forms of propulsion okay - Turbine Jets are fine "because I have one now!!"

Last BBQ!!

Sunday
Oct 17th is optional



Giant Scale Event

Saturday & Sunday October the 16th and 17th 2021

At the AMOS-field Located at
4015 East Catlett RD, Roseville, CA

One Mile from the Thunder Valley Casino
Great Event Lodging

Any Giant Scale 79" and above wingspan
3D Model Airplane can Fly

Free overnight RV parking

Pilots can arrive on Friday 15th to Practice
Flying at the field.

\$10 Landing Fee Saturday - Sunday no charge
AMA insurance is Required

BBQ available for purchase!

The AMOS Field is a Gold Member AMA field
One of the Best in California

Hosts Dave Sullivan and
Gary Meyer 916-276- 6990 See: www.amosrc.com




The Jet Event – turned out to be one of the greatest events at the AMOS field to date. The Event which was a fund raiser for the Wounded Worrier Charity hit a home run when raising money for the great cause. Wounded Warier mad over \$19,000 in donations at the Jet event. Dave Long put on the event and there were huge tent buildings, dumpsters and rows of Porta potties for Pilots and Spectators and Volunteers to use. The only thing missing were Circus Clowns!

*The event did come out \$15,000 negative which was donated by Dave. He states -"Next years event will be a big money maker!!"
The catered Pilots dinner on Saturday was excellent.*



SATURDAY THE 11TH AT THE Jet event



Thursday Night 3D Airplane and Helicopter show at night



Best Jet Judging



AMOS Member Kevin Gambetti and his F16



AMOS Helicopter Event

This years Helicopter event was a mid sized event that had Pilots coming from all over California and Nevada. A few Pro regulars that usually show up at our events went to one in San Diego but we still had about 10 pilots and a few groups of spectators in attendance. There were no AMOS Volunteers to help, so it was a good workout! Geordan White did a great job of Registering Pilots and collecting money. This 2 man show ran smoothly. The Event made \$199 for food and registration fees. Weather was excellent! 90deg - 5-10 mph wind

The flying at this event was incredible – as it is every year. 3D Helicopters defying gravity. Heli’s were flying 3 at a time in different parts of the runway. More AMOS members should come out for these yearly Helicopter events, there actually one of the best events for watching Models do insane maneuvers.



R/C Airplane Engine Mounting Made Easy

For this Top Flight Giant P-51 ARF I came up with a engine mounting system that worked really good for me. This Model was originally designed to use a US 41cc engine and the mounting holes are setup for the 41 which throws you off a bit.

First use any cross markings or measurements for cross markings on the Firewall that the manufacturer has given or made on the plane. Usually they will consist of a center point and some cross lines. For almost any engine you want to mark lines at a 45 degree angle from the center to get your mounting holes. You can start from a regular cross pattern and draw extra lines to make positioning the engine easier.




Use the markings as a reference get your engine into position. The center of your engine should align with the center mark. If your engine mount mounting holes are perfectly square to the center this is very easy. In my case the mounting legs on the DLE 61cc engine are in a non uniform pattern , like most Gasser engines. do a visual estimation. and mark ---

Drill through the firewall for one mounting hole you have estimated the position of.

Do not drill anymore mounting holes. Mount your engine with only one bolt.

Tighten enough to hold the engine in Place.

The engine shouldn't shift or move to get a good spot for marking!!




Align the engine to where you think it should mount while tightening the one bolt.



Now Fit the cowl on the plane. The Fuselage to Cowl markings should align. As you can see the engine is not centered. Keep in mind that there might be a engine offset built into the firewall that might change things. Also if you have to fit a tight muffler and don't want to cut the cowl too much on the side you can adjust the engine location. Don't stray too far from the manufacturers center point. I ended up a slight bit over the center point to fit the engine and clear a wrap around Pitts muffler that will sit inside the cowl.

With a Dremel tool -w-small long grinding bit I opened the single mounting hole going in the direction I needed until the engine aligned properly with the cowl. Each time I took the Cowl and engine off the plane and reinstalled. Blue tape works good to hold the cowl in position.



Final Fit - Centered!

Measuring helps - Take into account any engine offsets!

-"One Mounting Hole"!! This is what the Hole looked like after adjustment of engine position.



Now mark the other 3 holes and drill them. For Gasoline engines make a mark around the standoff mounts then remove the engine. Mark the center of the circle and drill. Add any spacers you need to extend the engine out to the measurement the Manufacturer gives - from firewall to prop washer. I made the Spacers before mounting the engine.

For Nitro engine mounts use a long drill bit and drill straight through the mount hole and through the firewall while the engine is fixed on with the single bolt or screw. Usually the path is clear if the long drill bit goes past the engine. A 10" drill bit works great.

You will still be able to fine tune the cowl location again when you mount it permanently with screws using the propeller and nose cone temporarily installed. You will have a great head start and you won't find you have to move the cowl so far out of position that the plane looks ugly and isn't as streamline. Been there- done that!



Engine fully mounted with Spacers



Cowl cut for cylinder head and muffler

Filling in the larger initial hole - A large fender washer behind the firewall to hold the bolt in place should be good enough but for a stronger mount you can fix the larger hole you made when adjusting the engine.

To fix the over sized hole just epoxy a dowel inside the hole and re drill the hole using the other three good mounting holes as a guide.

With my Hardwood spacers glued into the firewall I didn't need to fill in the larger hole.

Remember to coat Bolts with Vaseline when using the bolts to hold the engine and mounts in place while gluing in firewall blocks or spacers. They won't come out otherwise.

Best Helicopter Event Picture from 2017 – Rotors Over Roseville



Jokes:

NO Warning!

With no warning and clear out of the blue, a husband said to his wife, "Honey, I have invited a friend home for supper tonight."

His wife replied, "What? Are you crazy? The house is a mess, I didn't have time to go shopping, all the dishes are dirty, and I don't feel like cooking a fancy meal tonight!"

The husband said, "I know all that."

"Then why in the world did you invite your friend for supper tonight?" asked the wife.

The guy answered, "Because the poor fool is thinking about getting married."

Fast Mercedes!

A new Mercedes owner was out on an interstate for a nice evening drive. The top was down, the breeze was blowing through what was left of his hair and he decided to open her up.

As the needle jumped up to 80mph he suddenly saw a flashing red and blue light behind him. "There ain't no way they can catch a Mercedes," he thought to himself and opened her up further. The needle hit 90, 100 110 and finally 120 with the lights still behind him.

"What in the world am I doing?" he thought and pulled over. The cop came up to him, took his license without a word, and examined it and the car. "I've had a tough shift and this is my last pull-over. I don't feel like more paperwork so if you can give me an excuse for your driving that I haven't heard before, you can go!"

"Last week my wife ran off with a cop," the man said, "and I was afraid you were trying to give her back!"

Mike is Dead!

Donna's husband Mike died suddenly one day. Donna was taking care of the funeral arrangements with the undertaker when she was asked how she wanted Mike's obituary to read. Donna asked the undertaker, "How much does an obituary cost?" The undertaker replied, "One dollar per word."

Donna then said, "I want the obituary to read - MIKE IS DEAD."

*The under taker was an old fishing buddy of Mike's and he was a little disturbed by such a curt obituary, so he offered,
"I'll make you a special deal since I knew Mike so well. I'll pay for half of the obituary out of my own pocket."*

*Donna's face lit up and she replied,
"Great. I want it to read - MIKE IS DEAD, BOAT FOR SALE."*